

सर्व शिक्षा अभियान  
सब पढ़ें सब बढ़ें  
GOVERNMENT OF GOA  
GOA SARVA SHIKSHA ABHIYAN

# Goa Sarva Shiksha Abhiyan Annual Report

2017-18




शिक्षा का अधिकार

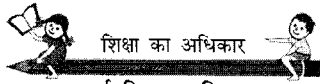
सर्व शिक्षा अभियान  
सब पढ़ें सब बढ़ें

GOVERNMENT OF GOA


**GOA SARVA SHIKSHA ABHIYAN**

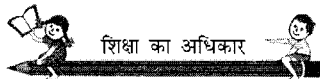
S.C.E.R.T. Building,  
Alto Betim, Goa-403521.  
E-mail: [dir-gssa.goa@nic.in](mailto:dir-gssa.goa@nic.in)  
Website: [www.goassa.nic.in](http://www.goassa.nic.in)  
Tel. 0832-2413949,  
Fax: 0832 – 2415159






सर्व शिक्षा अभियान  
सब पढ़ें सब बढ़ें  
GOVERNMENT OF GOA  
GOA SARVA SHIKSHA ABHIYAN





## INDEX

Sr. No.	Subject/Component	Pages
1.	<i>Educational Indicators for 2017-18</i>	5-9
2.	<i>Annual Report of SSA interventions</i>	10
3.	<i>Organizational/Administrative structure of GSSA</i>	11-13
4.	<i>GSSA achievements viz-a-viz Goal of National Mission</i>	16-17
5.	<i>Activity- wise Expenditure Summary</i>	18
6.	<i>Brief Highlights of all Key Interventions</i>	19-34
7.	<i>Acknowledgment</i>	35-36



## 1. EDUCATIONAL INDICATORS FOR THE STATE:

### I- Educational Indicators (based on UDISE 2017-18):

The below printed Educational Indicators are generated on the basis of UDISE data submitted by the state at the time of appraisal of the State Plan. The detailed analysis and subsequent comments offered are those of the Appraising Team of TSG.


The state has submitted the DISE data for 2017-18:


	2017-18
Primary only schools (Govt.+Aided)	819
Upper Primary schools/sections (Govt.+Aided)	457
Total Primary Enrolment (In lakh)	1.24
Total Upper Primary Enrolment (In lakh)	0.73
Total Elementary Enrolment (In lakh)	1.97
GER Primary	100.38
GER Upper Primary	97.03
NER Primary	95.26
NER Upper Primary	87.75
Teachers in Govt. Schools	3259
Out of School Children	231

The above table shows a decline in number of primary school from 846 to 819, similarly at upper primary level it reduced from 461 to 457 in the year 2017-18. The reason is that some schools are closed in primary and upper primary. NER has also slightly increased at all the levels during the period of 2016-17 & 2017-18. The number of teachers has declined from 3185 to 3009, mainly because of teacher's retirement. There are 231 Out of School Children in 2017-18.

### Enrolment (in lakh)

Year	All Management				Govt.+Aided Schools			
	Primary Enrolment	% Increase /decrease	Upper Primary Enrolment	% Increase /decrease	Primary Enrolment	% Increase /decrease	Upper Primary Enrolment	% Increase /decrease
2017-18	123937	1.64	72851	2.82	97379	1.04	68944	1.47
2016-17	122290	-1.21	71294	-1.69	95912	-0.81	68144	-1.78
2015-16	123788	-0.05	72521	-0.21	96699	0.46	69378	-0.69
2014-15	123855	0.84	72673	-3.44	96255	1.45	69859	-3.84
2013-14	122820	0.31	75264	0.65	94883	0.58	72650	2.82
2012-13	122443	7.18	74778	4.19	94334	-1.55	70659	0.33
2011-12	114236	2.61	71769	1.67	95816	-2.21	70429	1.74
2010-11	111330	-1.47	70593	7.49	97984	-2.69	69223	7.90
2009-10	112994		65673		100696		64154	





शिक्षा का अधिकार  
सर्व शिक्षा अभियान  
सब पढ़ें सब बढ़ें  
GOVERNMENT OF GOA  
GOA SARVA SHIKSHA ABHIYAN

There is increase in enrolment of 1.64 % at primary level, 2.82 % at upper primary level, 2.08 % for all management. The above table also shows the percentage of increase in enrolment in government & aided schools. There is increase of 1.04%, 1.47 % at primary and Upper Primary level respectively.

**Total Enrolment (I-VIII)**

Year	General	SC	ST	OBC	Muslim
2017-18	159715	2729	16066	18278	21346
2016-17	150877	3935	16960	21812	24422
2015-16	158700	2835	16309	18465	22690
2014-15	157520	3029	17084	18895	21547
2013-14	157443	3196	18239	19206	22120

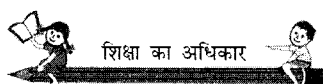
The above table shows enrolment has decreased in general category and is decreasing in other categories.

**Class-wise number of Enrolment: Govt. + Aided Schools**

Year	Classes							
	I	II	III	IV	V	VI	VII	VIII
2017-18	18962	18428	18674	18537	22778	23258	22891	23160
2016-17	18264	18390	18190	18070	22998	22691	22825	22628
2015-16	18179	17729	17687	17857	22418	22598	22230	22617
2014-15	18399	18097	18214	18313	23232	22968	23285	23606
2013-14	17758	17910	18034	18297	22864	23401	23568	25681
2012-13	17736	17966	18151	17918	22563	22959	25083	22617
2011-12	18324	18116	18082	18213	23081	25573	23071	21785
2010-11	18416	17667	17782	18338	25781	23401	21994	23828
2009-10	19277	18705	18318	19791	24605	22670	21378	20106
2008-09	21273	20174	20939	20365	24229	22370	17664	23638

The above table shows the class wise i.e. I to VIII enrolment of Govt & Aided Schools.





सर्व शिक्षा अभियान  
सब पढ़ें सब बढ़ें  
GOVERNMENT OF GOA

GOA SARVA SHIKSHA ABHIYAN

### Class-wise number of Enrolment: All Schools


Year	Classes							
	I	II	III	IV	V	VI	VII	VIII
2017-18	25479	24783	24816	24601	24258	24557	24077	24217
2016-17	24846	24757	24208	24177	24302	23883	23921	23490
2015-16	25371	24728	24571	24711	24407	24492	23902	24127
2014-15	25297	24635	24764	24673	24486	24016	24267	24390
2013-14	24722	24768	24694	24659	23977	24378	24389	26497
2012-13	24750	24831	24773	23875	24214	24351	26544	23883
2011-12	23165	22820	22275	22288	23688	26164	23493	22112
2010-11	21865	20882	20907	21309	26367	23934	22415	24244
2009-10	22253	21646	21116	22688	25291	23263	21865	20545
2008-09	22145	20971	21713	21043	24317	22410	17677	23662

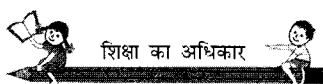
### Class-wise percentage of Enrolment: All Schools

Year	Classes							
	I	II	III	IV	V	VI	VII	VIII
2017-18	12.95	12.59	12.61	12.50	12.33	12.48	12.23	12.31
2016-17	12.83	12.79	12.51	12.49	12.55	12.34	12.36	12.13
2015-16	12.92	12.60	12.52	12.59	12.43	12.48	12.18	12.29
2014-15	12.87	12.54	12.60	12.55	12.46	12.22	12.35	12.41
2013-14	12.48	12.50	12.47	12.45	12.10	12.31	12.31	13.38
2012-13	12.55	12.59	12.56	12.11	12.28	12.35	13.46	12.11
2011-12	12.45	12.27	11.98	11.98	12.74	14.07	12.63	11.89
2010-11	12.02	11.48	11.49	11.71	14.49	13.16	12.32	13.33
2009-10	12.46	12.12	11.82	12.70	14.16	13.02	12.24	11.50
2008-09	12.73	12.06	12.48	12.10	13.98	12.88	10.16	13.60

### Percentage of girls to total enrolment and GPI in enrolment

		2010-11	2011-12	2012-13	2013-14	2014-15	2015-16	2016-17	2017-18
% Girls to total enrolment	Primary	48.27	48.2	47.92	47.98	48.04	48.0	47.78	48.20
	UP	47.18	46.92	47.05	47.21	47.62	48.0	47.57	47.63
Gender Parity Index(GPI)	Primary	0.93	0.93	0.92	0.93	0.92	0.92	0.92	0.93
	UP	0.89	0.88	0.89	0.89	0.91	0.91	0.91	0.91





सर्व शिक्षा अभियान  
सब पढ़ें सब बढ़ें  
GOVERNMENT OF GOA  
GOA SARVA SHIKSHA ABHIYAN

### Gender Parity Index Class-wise

Year	Classes							
	I	II	III	IV	V	VI	VII	VIII
2017-18	0.95	0.91	0.94	0.93	0.93	0.90	0.91	0.91
2016-17	0.90	0.92	0.91	0.93	0.90	0.92	0.91	0.90
2015-16	0.92	0.93	0.94	0.92	0.91	0.92	0.91	0.91
2014-15	0.93	0.94	0.91	0.92	0.91	0.91	0.90	0.92
2013-14	0.94	0.92	0.92	0.92	0.90	0.90	0.92	0.87

### Percentage enrolment and population by social category

Category	% population share (Census 2011)	% Enrolment share							
		2010-11	2011-12	2012-13	2013-14	2014-15	2015-16	2016-17	2017-18
SC	1.7	1.97	1.74	1.85	1.61	1.54	1.44	1.94	1.51
ST	10.2	9.12	9.06	7.64	9.20	8.69	8.30	8.10	9.15
Muslim*	8.3	9.81	9.48	9.60	9.50	10.96	11.55	13.05	9.96


\*Muslim Census-2001

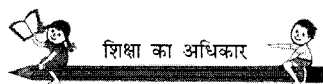
Table above presents the share of SC, ST and Muslim children in enrolment compared to their share in population as per Census 2011.

### Transition Rate (Primary to Upper Primary Level)

Year	Boys	Girls	Total
2017-18	99.90	100.00	99.95
2016-17	97.66	97.89	97.77
2015-16	99.36	99.57	99.46
2014-15	100.10	100.21	100.15

The transition rate represents percentage of children moving from terminal grade of primary stage to first grade of upper primary stage. The overall transition rate in the state is more than 90%, which means 90% children of previous year grade V enrolment are admitted in grade VI this year. This is a healthy percentage.





सर्व शिक्षा अभियान  
सब पढ़ें सब बढ़ें  
GOVERNMENT OF GOA  
GOA SARVA SHIKSHA ABHIYAN

### Annual Average Dropout Rate

Category	2014-15			2015-16			2016-17			2017-18		
	Boys	Girls	Total	Boys	Girls	Total	Boys	Girls	Total	Boys	Girls	Total
All	0.1	0.3	0.2	0.7	0.6	0.7	0.00	0.00	0.00	0.0	0.0	0.0
SC	0.0	0.0	0.0	2.7	0.0	1.3	0.00	0.00	0.00	0.0	0.0	0.0
ST	0.0	0.0	0.0	0.0	0.0	0.0	0.00	0.00	0.00	0.0	0.0	0.0
Muslim	2.4	2.3	2.3	0.0	0.0	0.0	0.00	0.00	0.00	0.0	0.0	0.0

### No. of Teachers

Year	Total			Govt.			Aided		
	Primary	UP	Composite	Primary	UP	Composite	Primary	UP	Composite
2017-18	2120	563	7266	1584	342	1205	536	221	6061
2016-17	2077	544	6955	1576	346	959	501	198	5996
2015-16	2123	574	6953	1658	366	1015	465	208	5938
2014-15	1880	504	6843	1443	355	1051	437	149	5792

\* Primary= (schcat.=1), UP= (schcat.=2+4), composite= (schcat.=3+5+6+7 the teachers who teach elementary classes)

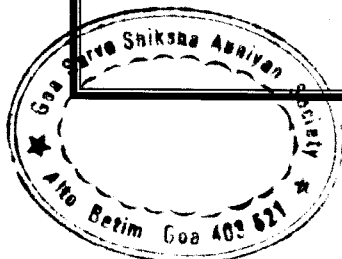
### Schools with adverse PTR (Govt. Schools)

District Name	Total School	Primary				Upper Primary				
		Schools With Adverse PTR	% Of Schools With Adverse PTR	Surplus Teachers	Schools With Surplus Teachers	Total School	Schools With Adverse PTR	% Of Schools With Adverse PTR	Surplus Teachers	Schools With Surplus Teachers
2017-18	710	0	0	26	26	120	0	0	0	0
2016-17	737	8	1.08	445	336	120	0	0	140	61
2015-16	756	6	0.79	577	402	121	0	0	301	121
2014-15	774	7	0.90	127	85	46	2	4.35	128	36
2013-14	812	391	48.15	133	86	47	5	10.64	124	38

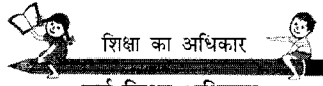
There are 26 surplus teachers at primary level and no surplus teacher at Upper primary level.

### No. of School without infrastructure facilities (Govt. Schools)

Year	Total School	Girls toilet	Boys toilet	Drinking Water	Ramp	Boundary wall/Fencing	Play Ground	Library
2017-18	838	0	0	0	60	163	536	0
2016-17	857	0	0	0	177	172	557	0
2015-16	886	0	0	0	245	192	578	1
2014-15	916	122	16	10	351	208	619	14
2013-14	944	0	0	1	385	214	658	0
2012-13	959	331	59	7	460	233	658	185








शिक्षा का अधिकार  
सर्व शिक्षा अभियान  
सब पढ़ें सब बढ़ें  
GOVERNMENT OF GOA  
GOA SARVA SHIKSHA ABHIYAN

2011-12	1040	308	175	6	491	293	644	142
2010-11	1057	408	175	15	541	300	631	142

The state has schools with 100% basic facility like drinking water separate toilets for boys and girls. However, the RTE Act clearly spells out certain facilities to be available in all the schools.




## **2. ANNUAL REPORT OF SSA INTERVENTIONS CARRIED OUT IN THE YEAR 2017-18 (as per SSA framework)**

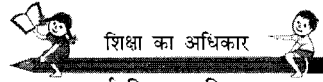
### **2.1. GENERAL INFORMATION**

#### **2.1.1 INTRODUCTORY NOTE:**

The academic year 2017-18 for GSSA was a special year for GSSA as it sailed into its 12<sup>th</sup> year of its institutional voyage. From the national level too, SSA was climbing new heights with many of the interventions being recast over new trajectories, especially in the sphere of Quality, where new thrust areas with renewed perspectives were propelling the mission towards fine-tuning the intervention. Over the last three years, teacher training based on Focused programs in Early Literacy & Numeracy, and teaching of Maths and Science has charted out a definite course for the Juggernaut of elementary education across the country to edge closer to the goal of Quality Education as never before.

With new wings added to the overall programme, GSSA was ready to take off full-steam, as the year began on a welcome note with most of the proposals referred by the state to the MHRD through its AWP&B 2016-17, having been sanctioned by the PAB (Project Approval Board) of SE&L wing of MHRD. PAB Minutes conveying the sanctions, helped GSSA to embark on its chartered course for the year through the planned activities. A total budget of 3227.85 lakhs was sanctioned for the state setting the targets to be achieved within the set timeframe.






सर्व शिक्षा अभियान  
सब पढ़ें सब बढ़ें  
GOVERNMENT OF GOA  
GOA SARVA SHIKSHA ABHIYAN

### 2.1.3. ORGANISATIONAL STRUCTURE OF GOA SARVA SHIKSHA ABHIYAN

#### GOVERNING COUNCIL

Chief Secretary	Chairman, Goa SSA Society
Secretary Education	Chairman, Executive Committee
Secretary Finance	Member
Secretary PWD	Member
Secretary Planning	Member
Secretary Rural Development Agency	Member
Secretary Social Welfare	Member
Secretary, Women and Child Development	Member
Secretary Panchayat	Member
Director of Education	Member
State Project Director	Member Secretary
Miss Rajani Konanantanbgi, Asstt. Prof. (TISF, TISS)	Member



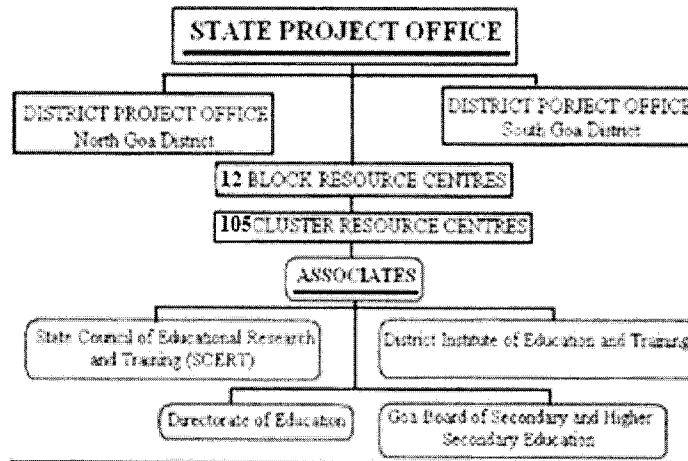
**2.1.4 EXECUTIVE COMMITTEE OF GOA SARVA SHIKSHA ABHIYAN SOCIETY**

1. Addl. Secretary, MHRD, New-Delhi.....
2. Chairman E.C./Secretary (Education)
3. Pr. Secretary Finance or his nominee not below the rank of Jt. Secretary or Director.....
4. Pr. Secretary Planning or his nominee not below the rank of Jt. Secretary or Director.....
5. Pr. Secretary Social Welfare or his nominee not below the rank of Jt. Secretary or Director....
6. Secretary Woman and Child or his nominee not below the rank of Jt. Secretary or Director...
7. Pr. Secretary Panchayats or his nominee not below the rank of Jt. Secretary or Director.....
8. Pr. Secretary PWD or his nominee not below the rank of Chief Engineer.....
9. Director of Education/ Vice Chairman E.C.
10. State Project Director
11. Director SCERT.....
12. Director Women and Child Development.....
13. Ms. Rajani Konantanmbig, Asst. Professor, Tata Institute of Social Sciences, Maharashtra
14. The Superintending Engineer, PWD (South).....
15. The Superintending Engineer, PWD(North) Monitoring & Evaluation Unit, Altinho, Panaji...
16. The Dy. Director of Education (Adult).....
17. The Dy. Director of Education (North).....
18. The Dy. Director of Education (South).....
19. The Dy. Director of Education (Central).....
20. Principal DIET.....
21. Shri B. G. Naik , Ex- Dy. Director of Education
22. Shri R. N. Naik, Ex-Dy. Education Officer/Principal
23. Dr. Luis Vernal, Ex- Principal GVM's B.Ed College Ponda
24. Shri Ashok Dessai, Ex- Director of Education
25. Shri Ramchandra Garde, Ex- Headmaster of Ideal High School, Piligao, Bicholim
26. Shri Chandrakant Hede, Ex- Headmaster, Dr. Sakaram Gude High School, Vazanal Shiroda
27. Shri Vilas Satarkar, Headmaster Dr. K. B. Hedgewar High School
28. Dr. Nandita De Souza, Director SETHU
29. Dr. Ajay Vaidya, Mahalaxmi Chambers, 18<sup>th</sup> June Road, Panaji Goa



## GOA SARVA SHIKSHA ABHIYAN


### ORGANOGRAM

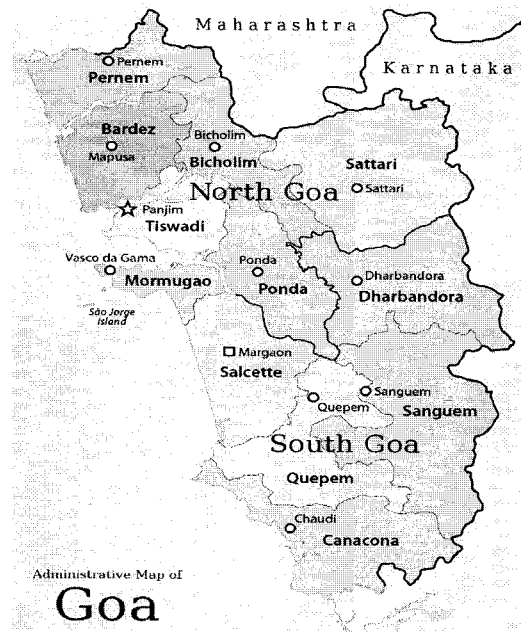


The SSA programs and activities are focused on overall quality improvement of school education at elementary stage in terms of student enrolment, student and teacher attendance, retention of children till the end of the elementary education, and fine-tuning the classroom teaching learning process. It is therefore, imperative and enjoined upon Goa SSA to join hands with different education offices at all levels through the Directorate of Education.

#### **2.1.5. ADMINISTRATIVE STRUCTURE**


The administrative set-up of Goa SSA comprises of the SPO office at the headquarters linked by its subsidiary district offices, in the north district and south district. Each of the district offices are further linked by subordinate Block Resource Centers, 6 in each district, comprising a total of 12 BRCs which in turn are linked to 105 clusters across the states. The below map locates the various administrative offices of the Goa Sarva Shiksha Abhiyan.

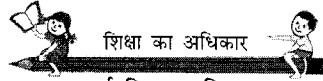




#### 2.1.6. ORGANISATIONAL HIERARCHY:

- **At state level:** Goa Sarva Shiksha Abhiyan Society is governed by the Governing Council at the apex and is headed by the Chief Secretary of the State who is its Chairman. The Executive Council of the Society steers and monitors the schemes, interventions and activities of the Goa Sarva Shiksha Abhiyan. The administrative structure of the Goa SSA is given in the above figure. The State Project Office of Goa SSA is situated at Porvorim while the District Head Quarters of North Goa functions from Panaji and the District Head Quarters of South Goa functions from Margao. The State Project Office is headed by the State Project Director who is assisted by the Dy. Director of Education, Chief Accounts Officer and State Programme Coordinators dealing with different Interventions of SSA.
- **At District level:** The District Project Offices are headed by the District Project Officers who are drawn from amongst the regular cadre of Assistant Directors from the Education Department who head the Central and South Zones of Education under the Directorate of Education.






सर्व शिक्षा अभियान  
सब पढ़ें सब बढ़ें  
GOVERNMENT OF GOA  
GOA SARVA SHIKSHA ABHIYAN

The district offices are also involved in compiling the information furnished by the BRCs and CRCs from time to time. Collection of DISE data and monitoring various activities at the district level is one of the chief functions of the District level.

- **At Block level:** At the block level, the block office is headed by the BRC who is assisted normally by 5 to 6 more BRPs and other technical staff like the DEO (Data entry Operator, 2 Accountants, and an MIS Coordinator who is the custodian of the block's educational database.
- **At Cluster level:** At the grassroots/field-level there are 105 Cluster Resource Persons to hold fort and suitably linked to BRCs under whose direct control they function and duly report.

**OVERALL ASSESSEMENT:** The overall stability of the staff position over the plan-year played an important role in the overall good achievement rate of 79.6%. Delay in funds release due to altered pattern of fund flow from the central level to state level contributed significantly for the underperformance



## 2.2 GOA SSA ACHIEVEMENTS VIZ-A-VIZ GOALS OF NATIONAL MISSION

### 2.2.1. ACCESS AND ENROLMENT


- ✓ Enrolment of children in the primary schools is above 99% in the state.
- ✓ Girls' share of enrolment is 48% of the total enrolment
- ✓ Transition rate from primary to upper primary stage is almost 100%
- ✓ No-detention policy up to Std. VIII as per RTE Mandate
- ✓ Primary schools in the State available within a radius of every 1 km
- ✓ Upper Primary Schools in the State available within a radius of every 3 km
- ✓ 100% Trained Teachers
- ✓ Adequate Teacher availability
- ✓ PTR at the primary level is 1:26 and at the upper primary stage it is 1:24

### 2.2.2. A FORWARD LOOKING STATE POLICY

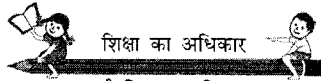
- Provision of Uniforms, raincoats, free textbooks to the children learning in the Government Primary and Upper Primary schools
- Provision of school based transport facility to children belonging to the SC/ST and OBC sections of the society studying in aided schools (Bal Rath Scheme) and all students of Government schools.
- Incentives, scholarships to the children belonging to the SC/ST and OBC categories as well as CWSN

### SCHOOLING FACILITIES IN THE STATE:

There were 1624 primary and upper primary schools in the State during the year 2017-18. Of these, 752 Primary schools and 120 Upper Primary schools were state-run schools under the department of Education. In the Aided sector, there were 590 Primary and Upper primary schools in the State. As for schools in the Unaided sphere the number of Primary schools and Upper primary schools in the State stood at 133 and 29 respectively, leading to a total of 162 unaided schools. The below table reflects the tabulated figures at a glance:








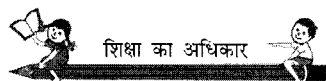
सर्व शिक्षा अभियान  
सब पढ़ें सब बढ़ें  
GOVERNMENT OF GOA

GOA SARVA SHIKSHA ABHIYAN

**SCHOOLING FACILITIES 2017-18: (BLOCK-WISE DISTRIBUTION OF SCHOOLS)**

S. No	Block/Municipal Area	Primary Schools/ Primary Section in UPS or Secondary School				Upper Primary Schools/ Upper Primary Section attached to Primary or Secondary School				Total (Primary and Upper Primary)			
		Govt. including local bodies	Govt. aided	Unaided Private Recognized	Total	Govt. including local bodies	Govt. aided	Unaided Private Recognized	Total	Govt. including local bodies	Govt. aided	Unaided Private Recognized	Total Govt. and Aided schools
1	PERNEM	68	22	4	94	15	28	1	44	83	50	5	133
2	BARDEZ	65	51	30	146	9	54	6	69	74	105	36	179
3	BICHOLIM	78	13	4	95	14	20	0	34	92	33	4	125
4	SATTARI	102	7	1	110	21	8	0	29	123	15	1	138
5	TISWADI	36	31	27	94	5	39	4	48	41	70	31	111
6	PONDA	111	32	12	155	7	41	4	52	118	73	16	191
	<b>NORTH</b>	<b>460</b>	<b>156</b>	<b>78</b>	<b>694</b>	<b>71</b>	<b>190</b>	<b>15</b>	<b>276</b>	<b>531</b>	<b>346</b>	<b>93</b>	<b>877</b>
7	SALCETE	42	56	37	135	11	61	7	79	53	117	44	170
8	MORMUGAO	20	22	15	57	11	28	5	44	31	50	20	81
9	QUEPEM	59	14	2	75	10	12	1	23	69	26	3	95
10	SANGUEM	55	3	0	58	7	5	0	12	62	8	0	70
11	CANACONA	66	16	1	83	8	13	1	22	74	29	2	103
12	DHARBANDORA	50	5	0	55	2	9	0	11	52	14	0	66
	<b>SOUTH</b>	<b>292</b>	<b>116</b>	<b>55</b>	<b>463</b>	<b>49</b>	<b>128</b>	<b>14</b>	<b>191</b>	<b>341</b>	<b>244</b>	<b>69</b>	<b>585</b>
	<b>TOTAL</b>	<b>752</b>	<b>272</b>	<b>133</b>	<b>1157</b>	<b>120</b>	<b>318</b>	<b>29</b>	<b>467</b>	<b>872</b>	<b>590</b>	<b>162</b>	<b>1462</b>






सर्व शिक्षा अभियान  
सब पढ़ें सब बढ़ें  
GOVERNMENT OF GOA  
GOA SARVA SHIKSHA ABHIYAN

### 2.3 Activity wise Expenditure Statement of SSA for the period ending 31.03.2018

Interventions	Total Outlay Approved 2017-18		Achievement 2017- 18	
	Physical	Financial	Physical	Financial
Academic Support through Block Resource Centre & Cluster Resource Centre	117 BRC= 12 CRC=105	729.19 BRC= 389.91 CRC=339.28	117	496.51
Teachers Training	5778	63.56	3278	18.54
Teacher Salary(Recurring)	254 179 Regular Teachers 75 Part Time Instructor	1410.12	254	230.56
Intervention for Out of School Children	302 (235 Covered)	15.10	235	8.53
Free Text Books	137859	273.03	137859	296.00
Uniforms	18275	60.65	16741	55.56
Intervention for CWSN(IE)	858	25.74	858	19.25
Civil Works	7424	55.08	7424	25.24
Maintenance Grant	857	52.48	857	50.52
Computer Aided Education for UPS under Innovation	2	100.00	-	0.00
Teachers Grant (@ Rs 500/- for Pry & Upp Pry Teachers of Govt & Aided Schools)	5694	28.47	5409	26.84
School Grant	1482	82.80	1452	80.81
Management & MIS	-	193.62	-	134.59
Innovation	8	100.00	-	0.00
REMS	-	22.23	-	15.44
SMC Training	5262	15.79	4210	12.71
<b>Total</b>	<b>203863</b>	<b>3227.85</b>		<b>1471.10</b>



### **3. BRIEF HIGHLIGHTS OF ALL KEY INTERVENTIONS AND INITIATIVES OF GSSA FOR 2017-18**

#### **3.1. QUALITY COMPONENT**

##### **3.1.1. TEACHER TRAINING:**

NAS was to be conducted on 13<sup>th</sup> November 2017 as per the directions of MHRD. As the NAS was supposed to be based on Learning Outcome as devised by NCERT all the teachers of the state were required to be trained in

- (1.) What Learning Outcomes means
- (2.) What are the class and subject wise learning outcome
- (3.) What should be the pedagogical process that will ensure the listed learning outcomes?

Keeping this in view the Teacher Training Programme has to be based on Learning Outcomes. The teachers were also required to be trained about what NAS means and the procedure has circulated in the manual published by NCERT. PAB has approved an amount of Rs. 63.56 lakhs for conducting In-service Teacher Training for 2500 Teachers for 10 days at Block level along with the Resource Persons training in each subject. As NAS was to be conducted in the state all teachers were required to be trained in Learning Outcomes and NAS. Accordingly, instead of 2500 teachers to be trained for 10 days it was decided to train all 5694 teachers teaching at both primary and upper primary level.

Two days Teacher training programme was also conducted for selected 475 primary teachers on Kathan Shravan Vikasan Siddhi in association with Sane Guruji Katha Mala as per the approval of PAB. This was state's special initiative to enhance story telling skill of the teachers so the students will have an opportunity of enhancing their listening skills and thereby will become active listeners and readers.

Type of Training	Target		Achievement	
	Physical	Financial	Physical	Financial
<b>Teachers Training</b>	<b>5778</b>	<b>63.56</b>	<b>3278</b>	<b>18.54</b>



### 3.9. REMS

In the year 2017-18 a sum of Rs 22.23 lakhs was sanctioned for REMS activities. Out of which a sum of Rs 15.44 lakhs was spent.

### REPORT OF NAS


The National Achievement Survey was conducted in Goa as in the entire Country on 13<sup>th</sup> November 2017.

All the Guidelines regarding Date of the Survey, Selection of schools , Divisions, students, as per the formula, selection of field Investigators from B.Ed., D.Ed. colleges and the subjects were followed. The NAS Team also was formed as per the guidelines. Class III and V students answered the questionnaires and the responses were transferred on the OMR sheets by the investigator after the response sheets were collected. Class VIII students directly answered on OMR sheets.

The details of District wise coverage of the NAS is given below.

<b>NORTH DISTRICT</b>					
<b>Class</b>	<b>Subject</b>	<b>No. of Schools</b>	<b>Boys</b>	<b>Girls</b>	<b>Total students Answered</b>
3	EVS	141	1554	1441	2995
	Language				
	Mathamatics				
5	EVS	148	1974	1888	3862
	Language				
	Mathamatics				
8	Language	43	482	413	895
	Mathamatics				
	Science				
	SST				
<b>TOTAL</b>		<b>332</b>	<b>4010</b>	<b>3742</b>	<b>7752</b>

<b>SOUTH DISTRICT</b>					
<b>Class</b>	<b>Subject</b>	<b>No. of Schools</b>	<b>Boys</b>	<b>Girls</b>	<b>Total students Answered</b>
3	EVS	104	1197	1222	2419
	Language				
	Mathamatics				
5	EVS	109	1422	1425	2847
	Language				
	Mathamatics				
8	Language	110	1497	1433	2930
	Mathamatics				
	Science				
	SST				



<b>TOTAL</b>	<b>323</b>	<b>4116</b>	<b>4080</b>	<b>8196</b>
--------------	------------	-------------	-------------	-------------

<b>Total No. of Schools covered</b>	<b>655</b>
-------------------------------------	------------

<b>Total Number of Students covered</b>	<b>15948</b>
---	--------------

<b>Total No. of Field Investigators in schools</b>	<b>1157</b>
--	-------------

All the Response sheets/OMR sheets are used and unused material wise brought to the headoffice the same night.

Class	No. of questions	Time	PQ given	TQ given	SQ given	Response mode
III	45	45 minutes	Yes	Yes	Yes	<ul style="list-style-type: none"> <li>• Student to darken option on Test booklet</li> <li>• FI to transfer on OMR</li> </ul>
V	45	45 minutes	Yes	Yes	Yes	<ul style="list-style-type: none"> <li>• Student to darken option on Test booklet</li> <li>• FI to transfer on OMR</li> </ul>
VIII	60	60 minutes	Yes	Yes	Yes	<ul style="list-style-type: none"> <li>• Directly on OMR sheet</li> </ul>


### 3.2. ACADEMIC SUPPORT THROUGH BRCs AND CRCs:

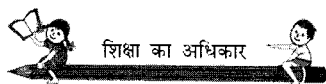
	Block Resource Centre/ CRC	Targets		Achievement	
		Phy.	Fin.	Phy.	Fin.
1	Block Resource Centre	114	389.91	114	282.49
2	Cluster Resource Centre	105	339.28	105	214.02
	<b>Sub Total</b>	<b>219</b>	<b>728.19</b>	<b>219</b>	<b>496.51</b>

### 3.3. DISTRIBUTION OF FREE TEXTBOOKS

Goa SSA supplied textbooks to all students of Government and Aided Upper Primary Schools in the State, and all students of Aided Primary schools.

During the year 2017-18, totally 1,36,827 students were supplied sets of textbooks in all subjects with 82.05% achievement.





सर्व शिक्षा अभियान  
सब पढ़ें सब बढ़ें  
GOVERNMENT OF GOA  
**GOA SARVA SHIKSHA ABHIYAN**

**The target and achievement under this intervention was as follows:**

Activity	Target (2017-18)		Achievements as on 31 March, 2018		% of Achievement	
	Physical	Financial (In Lakh)	Physical	Financial (In Lakh)	Physical	Financial
<b>Free Text Books</b>						
Free Text Books (Primary)						
(a) Class I & II	25128	37.69	25128		100.00	100.00
(b) Class III -V	46486	69.73	46486		100.00	100.00
Braille Books (Primary)						
(a) Class I & II						
(b) Class III -V	-	-	-	296.00	-	-
Large Print Books (Primary)	-	-	-		-	-
(a) Class I & II						
(b) Class III - V	-	-	-		-	-
Free Text Books (UP)	66234	165.59	66234		100.00	100.00
Braille Books(UP)	7	0.02	7		100.00	100.00
Large Print Books (UP)						
<b>Total</b>	<b>137855</b>	<b>273.03</b>	<b>137855</b>	<b>296.00</b>	<b>100.00</b>	<b>100.00</b>

**3.4. PROVISION OF UNIFORMS:**

Uniforms are one of the child entitlements guaranteed in the RTE Act to ensure retention and completion of elementary education. GSSA made all efforts to provide these entitlements to the focus group children within the stipulated time limit. The target and achievement under this intervention was as follows:


17,559 students (All girls, SC Boys & ST Boys) from classes I to VIII were provided one/two sets of uniforms (18,275 physical units) with 91% achievement. The total budget allocation was Rs. 60.65 lakhs, and utilization was Rs. 55.56 lakhs.

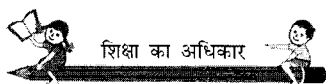
**TARGET AND ACHIEVEMENT UNDER TEXTBOOKS:**

8	Free Uniforms	Targets		Achievement	
		Phy.	Fin.	Phy.	Fin.
	Uniforms	18,275 units	60.65	17,559 students	55.56

**3.5 ANNUAL GRANTS:**

All schools in the State were provided School Grants and Government Elementary schools were provided Maintenance Grants. School Grants were provided to all Government and Aided schools @ Rs. 7000/- per school. Similarly, Maintenance Grants were provided @ Rs. 5000/- per school with less than 3 classrooms, and @ Rs. 10,000/- per school for those with more than 3 classrooms. The below mentioned summary reflects the physical and financial progress of this intervention:





सर्व शिक्षा अभियान  
सब पढ़ें सब बढ़ें  
GOVERNMENT OF GOA  
GOA SARVA SHIKSHA ABHIYAN

- ▶ 1047 Elementary schools were given *School grants* at a total cost of Rs. 80.81 lakhs with 97.59% achievement.
- ▶ 857 Elementary schools were given *Maintenance Grants* at a total cost of Rs. 50.52 lakhs with 96.26% achievement.
- ▶ 5694 Elementary Teachers were given *Teachers Grants* at a total cost of Rs. 26.84 lakhs with 94.24% achievement.

## TARGET, PROGRESS AND ACHIEVEMENT

### ANNUAL GRANTS

Activity	Target (2017-18)		Achievements as on 31 March, 2018	
	Physical	Financial (In Lakh)	Physical	Financial (In Lakh)
<b>School Grants</b>				
PS	1047	52.35	1047	80.81
UPS	435	30.45	435	
<b>Total</b>	<b>1482</b>	<b>82.80</b>	<b>1482</b>	<b>80.81</b>


Activity	Target (2017-18)		Achievements as on 31 March, 2018	
	Physical	Financial (In Lakh)	Physical	Financial (In Lakh)
<b>Maintenance Grant</b>				
PS	857	52.48	660	50.52
UPS			197	
<b>Total</b>			<b>857</b>	<b>50.52</b>

Activity	Target (2017-18)		Achievements as on 31 March, 2018	
	Physical	Financial (In Lakh)	Physical	Financial (In Lakh)
<b>Teachers Grant</b>				
Primary – Class I & II	1553	7.77	1553	26.84
Primary – Class III & V	1554	7.77	1554	
Upper Primary – Class VI & VIII	2587	12.94	2587	
<b>Total</b>	<b>5694</b>	<b>28.47</b>	<b>5694</b>	<b>26.84</b>

### 3.5 ACCESS

#### 3.5.1. INITIATIVES FOR OUT OF SCHOOL CHILDREN

State had a target of covering 302 out of school children for the year 2017-18. However the coverage under special training was 247 children who were provided special training in 19 Special Training Centres across the state out of which 10 were School-based Special Training centre and 9 were non School based special training centres run by NGOs in the state. The district-wise coverage of these students was as follows:



**PHYSICAL AND FINANCIAL ACHIEVEMENT FOR OUT-OF-SCHOOL CHILDREN  
FOR 2017-18**


Intervention	TARGET		ACHIEVEMENT	
	PHYSICAL	FINANCIAL	PHYSICAL	FINANCIAL
NRSTC	302	15.10	247	11.445
<b>TOTAL</b>	<b>302</b>	<b>15.10</b>	<b>247</b>	<b>11.445</b>

▪ **SPECIAL TRAINING CENTERS APPROVED FOR 2017-18:**

- 19 centres had been approved for North & South Goa District.
- 9 centres were Non-School Based STCs (run by NGOs) & 10 centres are School Based STCs.
- A total of 247 children were provided Special training at these centres

**LIST OF APPROVED NRSTCS FOR NORTH GOA FOR 2017-18:**

Sr. No.	Name of the NGOs/ Schools	No. of OoSC	No. of centres	School Based/ Non school Based
<b>NORTH GOA</b>				
1.	Moving School	10	1	Non School Based (run by NGO)
2.	GPS, Sulabhat	6	1	School Based
3.	GPS, Kumbharjua	7	1	School Based
4.	GPS, Goa Velha	4	1	School Based
5.	GPS, Mandur	2	1	School Based
6.	Immaculate Heart of Mary HS	12	1	School Based
7.	Popular English High School	4	1	School Based
8.	Lions Club of ANP	28	1	Non School Based (run by NGO)
9.	El Shaddai Charitable Trust	40	1	Non School Based (run by NGO)
<b>Total</b>		<b>113</b>	<b>9</b>	





**LIST OF APPROVED NRSTCS FOR SOUTH GOA FOR THE YEAR 2017-18:**

Sr. No.	Name of the NGOs/ Schools	No. of OoSC	No. of centres	School based/ Non school based
<b>SOUTH GOA</b>				
1.	GPS, Gauthan	8	1	School Based
2.	Kiranniketan Social Centre	9	1	Non School Based (run by NGO)
3.	Kiranniketan Social Centre	14	1	Non School Based (run by NGO)
4.	Kiranniketan Social Centre	17	1	Non School Based (run by NGO)
5.	Vidhya Vihar Pry. School	20	1	School Based
6.	Infant Jesus Academy	4	1	School Based
7.	Al-Madina High School	30	1	School Based
8.	Nitya Seva Niketan	25	1	Non School Based (run by NGO)
9.	EI Shaddai Charitable Trust	4	1	Non School Based (run by NGO)
10.	EI Shaddai Charitable Trust	3	1	Non School Based (run by NGO)
<b>Total:</b>		<b>134</b>	<b>10</b>	

**DISTRICT-WISE ENROLMENT OF OoSC IN NRSTCS FOR THE YEAR 2017-18**

Blocks	Fresh		Continued		Total		Grand Total
	Boys	Girls	Boys	Girls	Boys	Girls	
NORTH:	20	9	47	36	67	45	112
SOUTH:	24	39	16	56	40	95	135
<b>GOA</b>	<b>44</b>	<b>48</b>	<b>63</b>	<b>92</b>	<b>107</b>	<b>140</b>	<b>247</b>




### 3.6. INTERVENTIONS FOR CHILDREN WITH SPECIAL NEEDS – IED (INCLUSIVE EDUCATION)

Implementing planned strategies for inclusion of CWSN continued to be one of the focal areas of GSSA activities. To ensure learning and retention of CWSN in regular schools, all the planned activities sanctioned within the relevant budget head were carried out. Percentage of achievement under provision of Aids and Appliances improved this year. The following activities were carried out for the benefit of CWSN:

- 4 Block Resource Persons for CWSN – have been appointed against the approval of 9 BRP (CWSN)
- Conduct of medical camps to identify and gauge extent of disability in the CWSN
- Provision of recommended Assistive Aids and Devices thereafter
- Facilitating Home-based Education for those CWSN who could not physically access school
- Provisioning Physiotherapy and speech therapy for identified CWSN
- Celebrating important events like World Disability Day to promote the ideal of Inclusive Education
- Conduct of Parental awareness programmes for parents of CWSN
- Conduct of workshops for teachers on curricular adaptations, in Inclusive schools

Sr. No.	Activities	Phy.	Financial (in lakh) Rs.	Phy.	Financial (in lakh) Rs.
		Target		Achievement	
1	World Disability Day	2 Districts	2.40	2 Districts	2.40
2	01 day Parental awareness programme at block level	12 Blocks	0.60	1083 parents	0.60
3	3 days training for teachers on Curricular Adaptation	300 Teachers	1.80	600 Teachers	1.80
4	Medical Assessment Camps	12 Blocks	2.40	12 Camps	2.40
5	Aids and Appliances/ICT material for Resource Centre activities/ learning corners	376 CWSN	6.00	237 CWSN	4.04
6	Transport & Escort Allowance for CWSN to attend the school/nearest available RESOURCE ROOM	320 CWSN	2.00	190 CWSN	6.04
7	Remuneration for Vol. Educator for 18 HBE	18 CWSN	1.62	3 CWSN	0.25
8	Additional cost of Braille books	11 CWSN	1.32	11 CWSN	1.32



9	Hiring of Therapy services and transport charges	12 Blocks	3.60	8 CWSN	1.18
10	Assistance for Corrective surgery per district	2 Districts	4.00	8 CWSN	0.72
	<b>Total</b>		<b>25.74 lakhs</b>		<b>20.75 lakhs</b>



**HIGHLIGHTS OF THE INTERVENTION:**

- Total budget allocation for CWSN for the year 2017-18 was Rs.25.74 lakhs for 858 CWSN  
Total utilisation of the budget stood at Rs. 20.75 lakhs.

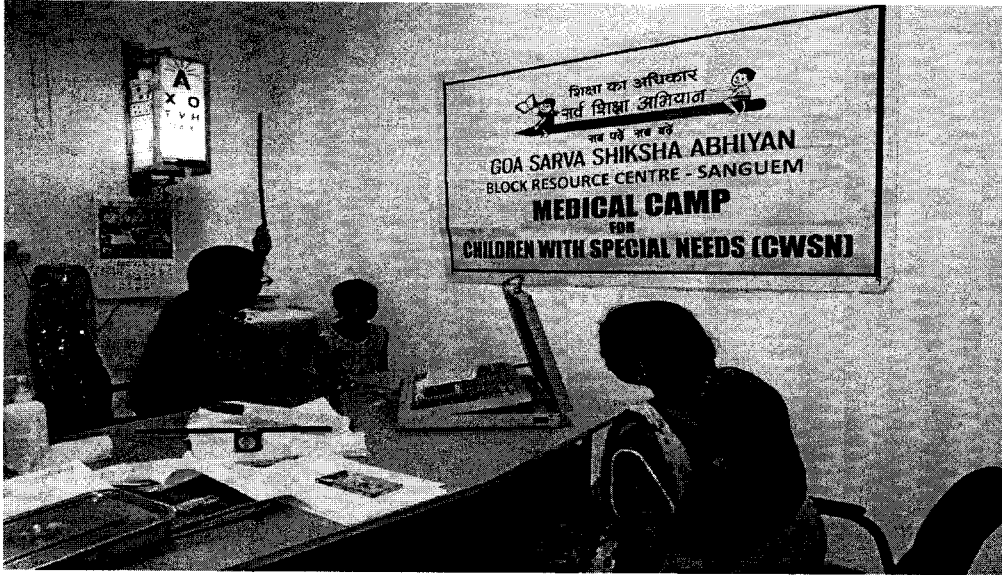
**CONDUCT OF MEDICAL CAMPS FOR GUAGING EXTENT OF DISABILITY:**

- Medical Camps for identification of CWSN was carried out at Block level. Grant of Rs.2,40,000/- was released in August 2017 to all blocks @ Rs.20,000/- per block to conduct Medical Camps for identifying CWSN in the block and to take the identified CWSN to the referral hospitals for diagnosis of category of disability, percentage of disability, certification and prescription of aids and appliances.

**MEDICAL ASSESSMENT BY ALIMCO TEAM, JABALPUR**



## MEDICAL CAMPS FOR CWSN CHILDREN



### **3 DAYS TRAINING FOR TEACHERS ON CURRICULUR ADAPTATION**

- 3 days training for teachers on Curricular Adaptations, conducted in between November 2017 to March 2018. Total 600 teachers from North Goa and South Goa District attended the training.

### **CELEBRATION OF WORLD DISABILITY DAY**

- World Disability Day programme conducted at North and South Goa District for CWSN.
- CWSN were participated from different Schools along with parents.

### **HOME BASED EDUCATION:**

- An amount of Rs.25,350/- was released to 3 CWSN from North and South Goa District for Home Based Education. The student beneficiaries were as follows:
  - Usha U. Gaonkar - OI - Canacona
  - Nikhil N. Goankar - MR - Canacona
  - Venissa Fernandes - MD - Pernem





**AIDS AND APPLIANCES:**

Sr. No.	Block	No. of CWSN provided Aids & Appliances	
		ALIMCO	Spectacles
1.	Tiswadi	9	2
2.	Bardez	7	1
3.	Pernem	2	14
4.	Ponda	6	61
5.	Bicholim	2	16
6.	Sattari	4	0
7.	Mormugao	7	0
8.	Canacona	11	5
9.	Dharbandora	0	2
10.	Quepem	21	0
11.	Salcete	4	62
12.	Sanguem	0	1
	<b>Total:</b>	<b>73</b>	<b>164</b>

**Total 237 CWSN were provided Aids and Appliances. Rs.4,04,150.20 was released towards the purchase of aids and appliances**

**DISTRIBUTION OF ASSISTIVE AIDS**



**SURGERY CASES:**

Sr. No.	District	Male	Female	Amount released
1	North Goa	3	2	42,120.00
2	South Goa	1	2	30,000.00
<b>Total :</b>		<b>4</b>	<b>4</b>	<b>72,120.00</b>


**PHYSIOTHERAPY & SPEECH THERAPY CASES:**

Sr. No.	Block	No. of the CWSN	Type of Therapy	Amount released
2.	Bardez	2	Physiotherapy	55,100.00
3.	Pernem	3	Physiotherapy	36,100.00
4.	Bicholim	3	Physiotherapy	26,350.00
<b>Total :</b>		<b>8</b>	<b>Total:</b>	<b>1,17,500.00</b>

**ESCORT & TRANSPORT PROVIDED TO CWSN:**

Sr.No.	Block	No. of CWSN	No. of Escort	Amount released
1.	Pernem	14	14	23,590.00
2.	Ponda	18	18	1,31,996.00
3.	Bicholim	9	9	12,950.00
4.	Dharbandora	13	13	1,52,150.00
5.	Mormugao	10	10	34,746.00
6.	Salcete	7	7	9,549.00
7.	Sanguem	10	10	86,540.00
8.	Canacona	8	8	75,875.00
9.	Quepem	6	6	76,660.00
<b>Total:</b>		<b>95</b>	<b>95</b>	<b>6,04,056.00</b>

Total 95 CWSN were provided Transport Escort facility and to attend school. Rs. 6,04,056.00 was released to provide Escort and Transport facility to CWSN.



**1-DAY PARENTAL AWARENESS PROGRAMME:**

Sr.No.	Block	No. of Parent
1.	Tiswadi	108
2.	Bardez	79
3.	Pernem	30
4.	Ponda	53
5.	Bicholim	251
6.	Sattari	83
7.	Mormugao	109
8.	Canacona	60
9.	Dharbandora	59
10.	Quepem	100
11.	Salcete	61
12.	Sanguem	90
	<b>Total:</b>	<b>1083</b>

**Total 1083 parents attended the 1 Day Parental Awareness Programme across the blocks. Rs.60,000/- was released for the programme.**

**3.7 COMMUNITY MOBILIZATION:**

**3.7.1 SMC TRAINING**

School Management Committees have been trained in various aspects of RTE 2009 and in helping schools to perform better with Community support. Encouraging Proactive involvement of SMCs and Community involvement in school improvement was the focus of the Training Programme. A part from regular topics this year the training focuses on Swachh Vidyalaya.

- In all 997 male SMC members & 2628 female SMC members were trained on RTE Act 2009
- TOTAL NO. of members trained was – 3625



**SMC TRAINING TARGET AND ACHIEVEMENT FOR THE YEAR 2017-18**

Type of Training	Target		Achievement	
	Physical	Financial	Physical	Financial
Non - Residential	5262 X 3 days	15.79 lakhs	3625 X 3 Days	Rs. 10,24,087/-
<b>TOTAL</b>	<b>5262 X 3 days</b>	<b>15.79 lakhs</b>	<b>3625 X 3 Days</b>	<b>Rs. 10,24,087/-</b>

**Other Activities**

- Uploading of Swachhata Pakhawada activities on Google Drive

**MEDIA Component**

An outlay of Rs. 10.00 Lakh under 0.5% norm (Community Mobilization activities) was approved for the year 2017-18 to conduct Media and Community participation activities awareness about SSA -RTE.

**TARGET AND ACHIEVEMENT UNDER COMMUNITY MOBILIZATION ACTIVITIES (UP TO 0.5%) FOR THE YEAR 2017-18**

Target		Achievement	
Activities	Fin. (in lakhs)	Activities	Fin. (in lakhs)
Community Mobilization activities (up to 0.5%)	Rs. 10,00,000/-	<ul style="list-style-type: none"> <li>• Swachh Vidyalaya Puraskar Programme.</li> <li>• Translation of Learning Outcomes material from English to Hindi @ Rs. 1.25 paisa per words of Original text.</li> <li>• Shortfilms/Documentary-Shooting, Scripting &amp;Editing Voice over.</li> </ul>	Rs. 7,665/-  Rs. 28,005/-  Rs. 2,06,500/-
<b>TOTAL</b>	<b>Rs. 10,00,000/-</b>	<b>TOTAL</b>	<b>Rs. 2,42,170/-</b>

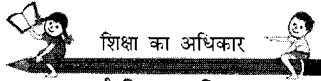
**3.8. Civil Works**

Under Civil Works, MHRD has sanctioned following interventions:

- Major Repair (Flooring):** - 5 units were sanctioned for an amount of Rs. 12.29165 lakhs, out of which 2 units were sanctioned to north district @ Rs. 2.45833 lakhs per unit and 3 units were sanctioned to south district @ Rs. 2.45833 lakhs per







सर्व शिक्षा अभियान  
सब पढ़ें सब बढ़ें  
GOVERNMENT OF GOA


**GOA SARVA SHIKSHA ABHIYAN**

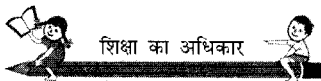
unit. As such 2 unit of north district and 1 unit of south district is completed in all respect and UC are handed over & 2 units of south districts are in progress.

- ii) **Boys Toilet:** - 4 units of Boys Toilet have been sanctioned for a total amount of Rs. 2.2678 lakhs, out of which 2 units were sanctioned to north district @ Rs. 56695/unit and 2 units were sanctioned to south district @ Rs. 56695/unit. All the units of north & south district is in progress.
- iii) **Toilet Repair:** - 13 units were sanctioned for an amount of Rs. 3.50675 lakhs out of which 7 units were sanctioned to north district @ Rs. 26975/unit and 6 units were sanctioned to south district @ Rs. 26975/unit. As such 4 units of north district and 3 units in south district are completed and 3 units in north district and 3 units in south district are in progress.
- iv) **Furniture for Govt. Upper Primary School (per child) (Spillover):-** 7402 physical units were sanctioned @ Rs. 500 per unit for total amount of Rs. 37.01 lakhs, out of which 3998 were sanctioned to north district for an amount of Rs. 19.99 lakhs and 3404 were sanctioned in south district for an amount of Rs. 17.02 lakhs. As such 5.98500 lakhs of south district and 9.99 lakhs of north district is utilized and remaining is in progress.

**Physical Status as on 31st December 2018**

S.No.	Activities	Target Sanctioned (Units)	Completed (Units) Cumulative	In Progress (Units) Cumulative	Not Started (Unit) Cumulative
1	Major Repair (Flooring)	5	3	2	0
2	Toilet	4	0	4	0
3	Toilet Repair	13	7	6	0
4	Furniture (Spillover)	7402	3195	4207	0
<b>TOTAL</b>		<b>7424</b>	<b>3205</b>	<b>4219</b>	<b>0</b>





शिक्षा का अधिकार  
सर्व शिक्षा अभियान  
सब पढ़ें सब बढ़ें  
GOVERNMENT OF GOA  
**GOA SARVA SHIKSHA ABHIYAN**

**Financial Status as on 31st December 2018**

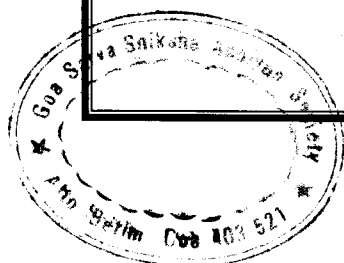
Sl. No.	Name of Components	Fresh approval for AWP & B 2017 - 18 Physical (Unit)	Completed (Physical Unit)	In progress (Physical) (Unit)	Financial out lay approved in AWP & B for 2017-2018 for fresh works	Expenditure against Fresh approvals
1	Major Repair (Flooring)	5	3	2	12.29	7.37499
2	Toilet	4	0	4	2.2678	0
3	Toilet Repair	13	7	6	3.51	1.88825
4	Furniture (Spillover)	7402	3195	4207	37.01	15.98
<b>TOTAL</b>		<b>22</b>	<b>10</b>	<b>12</b>	<b>18.0678</b>	<b>25.24324</b>

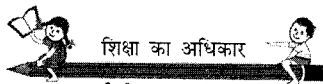
**1. Management and MIS**

Details of Management and Monitoring Information Services (MIS) are as cited here. An amount of Rs. 193.62 Lakhs was sanctioned under this head and it was utilized to the extent of Rs. 132.25 Lakhs.

Targets and achievement under this budget head are as under:

	PROJECT MANAGEMENT & MIS	Target		Achievement	
		Phy.	Fin.	Phy.	Fin.
	STATE COMPONENT		138.62		48.04
	DISTRICT COMPONENT		55.00		84.21
	Sub Total		193.62		132.25





शिक्षा का अधिकार  
सर्व शिक्षा अभियान  
सब पढ़ें सब बढ़ें  
GOVERNMENT OF GOA  
GOA SARVA SHIKSHA ABHIYAN

## ACKNOWLEDGEMENTS

Goa Sarva Shiksha Abhiyan has strived hard during the reporting year to maximize its impact on the state's educational system. With a 200+ staff strength at all the various hierarchical levels, GSSA tried its level best to achieve the set targets within the stipulated time-frame. With the support of the state and district coordinators, much was achieved in terms of teachers training, SMC training, and all required aspects of Quality interventions.

Through Community Mobilization programs we strived to sensitize the PTAs and SMCs to initiate steps to strengthen the infrastructural facilities in their respective areas so as to make the school environments child friendly. We sincerely acknowledge the vital role played by SMCs in revitalizing school environments and making the school communities proactive.

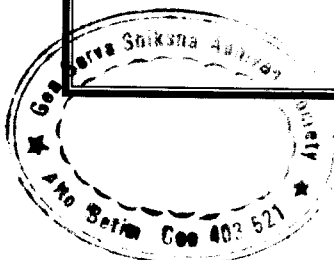
Through the various interventions, perceptible and qualitative changes have occurred in schools but we must admit we have a gigantic task at hand of increasing the strength of our students at Government Primary Schools by providing them quality education.

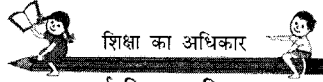
As in the past couple of years, Goa SSA has continued to make progress in providing good toilet & drinking water facilities to all schools in the State wherever required. We can modestly state that Goa SSA has marched ahead and created an impact on the State due to active collaboration with all the stakeholders namely, the Directorate of Education, SMC Members, members of local bodies etc.

The staff and all functionaries at the SPO and the DPO levels, along with the BRCs, BRPs and CRPs have played a major role in taking the schemes to the remotest areas where constant monitoring and grass root level implementation is essential.

Goa SSA expresses its sincere gratitude to the Director of Education, Director of SCERT, and Principal DIET, who have been our associates and co-promoters in the field of elementary education.

In the same breath, SSA Goa acknowledges with profound gratitude, the valuable guidance and direction provided by the Chairman of the Executive Committee and Secretary (Education) Mr. Daulat Hawaldar, IAS, who has been the guiding light for GSSA, instrumental in timely monitoring of achievement of targets, and instilling into us a spirit of dedication and zeal to work harder.





शिक्षा का अधिकार  
सर्व शिक्षा अभियान  
सब पढ़ें सब बढ़ें  
GOVERNMENT OF GOA

GOA SARVA SHIKSHA ABHIYAN

Lastly, SSA Goa owes its deep gratitude to the officials of the MHRD who have provided valuable assistance and guidance at the time of the PAB preceded by the Appraisal meetings. Our gratitude also goes out to the members of the TSG (EDCIL India Ltd.) who were ever willing to help troubleshoot through difficult areas of the program, and were available to provide counsel whenever necessary.

Let us strengthen our resolve once again to work selflessly to provide quality and child-friendly education to every child in our state, because a *well-educated and well-rounded child is the future strength of our nation* on whose tender shoulders stand the pillars of future health and well-being of our motherland. Let us then, continue investing in the lives of our children!

With grateful thanks

Shri Parag M. Nagarcenkar,  
STATE PROJECT DIRECTOR  
GOA SARVA SHIKSHA ABHIYAN

